

VeriShield™ Doors

TODAY'S MOST ADVANCED
RADIATION THERAPY ROOM
ENTRY SYSTEM



Finally, a radiation therapy room door you can count on.

Count on VeriShield Doors to last.

All VeriShield Doors are backed by a 100% lifetime guarantee!

Count on VeriShield Doors to perform.

Designed using today's most advanced precision technology, including Smart Door electronic monitoring and a single-interface touch-screen, VeriShield Doors provide the industry's smoothest, safest operation.

Count on VeriShield Doors to protect.

VeriShield Doors deliver unparalleled neutron, photon, and particle attenuation.

Count on VeriShield Doors to save space.

Therapy rooms constructed with VeriShield Doors use less than half the floorspace of traditional long-maze entry rooms.

Count on VeriShield Doors to save time.

VeriShield Doors open and close in 12 seconds—more than twice as fast as the competition!

Count on VeriShield Doors to look good.

With no exposed hinges or motorized parts plus your choice of sleek outer finish, VeriShield Doors are a welcome addition to any interior design scheme.

Take a Closer Look at the Future of Therapy Room Entry


Integrated touch-screen operation

- Single-interface electronic door control
- Large-screen, wide-aspect display with your choice of touch technologies
- Custom reporting capabilities
- Analog and digital interfaces
- Multilingual onscreen display (OSD)
- Flexible mounting options
- Worldwide compliance



Smart Door technology

- Innovative operator interface
- Includes advanced touch-screen terminal
- Allows unparalleled level of user-friendly operation
- Easily control and monitor every aspect of door operation:
 - Door position status
 - Door speed
 - Acceleration/deceleration
 - Stop points
 - Power outage
 - Operation history
 - X-ray interlocks
- Connect to any computer for full reporting
- Fully customizable configurations



Remote open/close option allows door to be controlled from nurse's station or other area.

Highly advanced motorized operation

- Concealed radial and thrust ball-bearing assemblies capable of supporting up to 200,000 lbs.
- Advanced roller-pinion gear system
- Full manual operation in event of power outage
- 20,000 lb. door can be manually opened with one hand
- Zero backlash drive—the smoothest door operation in existence
- All wiring and motorized components completely out of view
- Extremely high positional accuracy, high rigidity, quiet operation
- Long life—100% lifetime guarantee



- A** Safety sensors provide a curtain of protection across doorway, preventing door movement when a pedestrian enters safety zone
- B** Exterior panels available in your choice of sleek contemporary finish
- C** Door thickness is concealed as door opens and closes, lessening patient anxiety
- D** Safety panel prevents fingers and hands from getting caught behind door
- E** Individual finish panels are easily replaced in event of damage

All motorized components and control box concealed behind panel on side of door—no loss of headroom.



VeriShield™ Doors

REDEFINING RADIATION THERAPY ROOM CONSTRUCTION

Pre-engineered to save you space, time, and money while eliminating the labyrinth of design issues associated with traditional long-maze entry, VeriShield™ Doors are a revolutionary new way to think about therapy room construction.



Today's most effective radiation shielding material, high-density VeriShield™ modules are the core within each VeriShield Door.

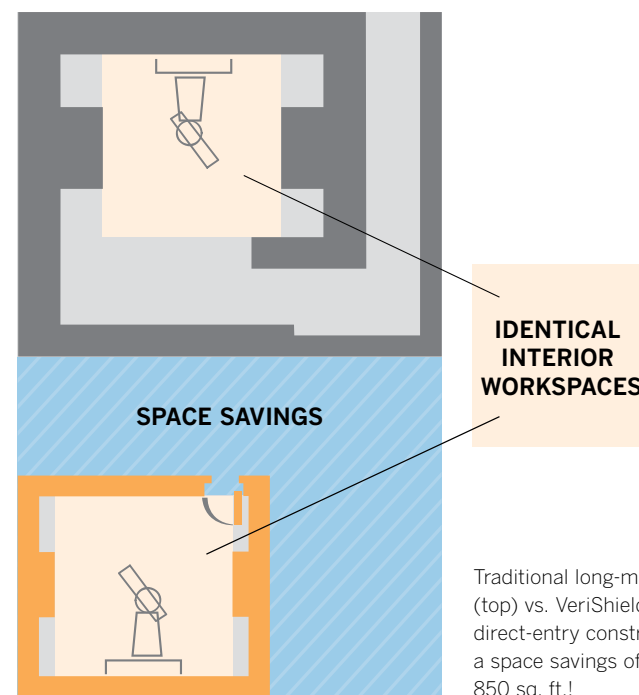
Unparalleled Performance

By taking shielded door technology to a whole new level, VeriShield Doors offer a long list of performance benefits previously unavailable as room entry options:

- Smoother, safer operation backed by **100% lifetime guarantee**
- Maintenance-free operation
- 12-second open/close—more than twice as fast as competing doors
- Smart Door operational technology allows you to set your own user parameters
- Advanced touch-screen operation—control every aspect of door operation from a single interface
- Remote open/close—control door operation from nurse's station or other area
- Thumbprint ID technology option—eliminate unauthorized access

Extreme Space Savings

VeriShield Doors are designed to allow the construction of convenient direct-entry therapy rooms that save space and time while providing a higher level of patient comfort by eliminating unnecessary transit. A direct-entry room with a VeriShield Door uses **less than half the floorspace of a long-maze entry room** while delivering identical interior workspace!



A New Level of Convenience

The ideal combination of streamlined operation and high-level functionality, VeriShield Doors ensure round-the-clock reliability while delivering new levels of convenience:

- Motor concealed behind panel on side of door, allowing easy installation of shielding above door (no loss of headroom)
- No exposed hinges means no unsightly dust buildup
- 24/7 remote-access maintenance and built-in service reminders
- Local onsite service available anywhere in the world
- Easy monitoring and adjustment of position, speed, acceleration/deceleration ramps, and stop points
- Automatic reporting on door status and operation
- Universal design compatible with any shielding method or room type
- Quick, cost-efficient installation—ideal for both new rooms and renovations



Available with your choice of door finish, VeriShield Doors can be designed to match any interior design scheme.

Safety & Comfort Come First

Every VeriShield Door is designed to provide optimal operator safety while ensuring that the patient is as comfortable as possible in their surroundings:

- Outstanding neutron, photon, and particle attenuation for all energies
- Advanced non-contact safety sensors guarantee automatic door stoppage in case of obstruction
- Your choice of electromagnetic, photoelectric, microwave, or active infrared safety sensors
- Safety panel prohibits hands and fingers from getting caught behind door
- X-ray interlock switch automatically turns off radiation if door is opened
- Programmable electronic door lock prevents unauthorized room access
- Optional digital auditory messaging system provides audible door movement annunciation and hazard warnings (available in any language)
- Optional LED illumination bars highlight door movement
- Warm exterior door finish, smooth appearance, and concealed door thickness enhance patient comfort

Today's most advanced radiation therapy room entry system, VeriShield Doors are knocking the competition off its hinges.




A Whole New Way to Look at Therapy Room Doors

The world's only radiation therapy room doors that look as good as they perform, VeriShield Doors bring you design freedom never before seen in the world of therapy room construction:

- Choose from an extensive range of contemporary door finishes—doors can be designed to match any interior design scheme
- Large palette of colors, patterns, wood grains, and custom laminates
- Smooth, clean door appearance—no exposed hinges or hardware
- Concealed door thickness lessens patient anxiety

An extensive range of VeriShield Door finishes provides maximum design versatility while meeting the aesthetic and performance needs of any facility. Shown here is a small sample of available door finishes.



An entry system you know you can count on.

An unparalleled advancement in therapy room door technology, VeriShield Doors are a high-performance opportunity to consolidate floorspace while saving valuable time both during and after room construction. Compared to traditional long-maze entry, VeriShield Doors are also a way to save a considerable amount of money.

- **100% lifetime guarantee**—performance that's built to last
- **Smart Door technology**—innovative operational interface
- **Advanced touch-screen operation**—complete electronic door control
- **Extreme space savings**—uses less than half the floorspace of long-maze entry rooms
- **Opens in 12 seconds**—more than twice as fast as the competition
- **Precision operation**—a smoother, safer entry experience
- **Quick, cost-efficient installation**—ideal for both new rooms and renovations
- **Smooth, clean appearance**—enhanced patient comfort
- **Your choice of door finish**—match any existing interior
- **Universal design**—compatible with any shielding method or room type

Today's most advanced radiation therapy room entry system, VeriShield Doors are knocking the competition off its hinges. For more information on making VeriShield Doors a part of your facility, call **888-242-6760** or visit Veritas-MedicalSolutions.com today.



THERE'S NEVER BEEN A SHIELDING SOLUTION THIS EFFECTIVE.

THERE'S NEVER BEEN A COMPANY LIKE VERITAS.

Whether you need us on a start-to-finish basis or only require one of our areas of expertise, Veritas delivers today's most effective, most technologically advanced therapy room components—all designed to save you a significant amount of time and money.

- **VeriShield™ Modular Radiation Shielding**—uses less than half the space of traditional concrete!
- **VeriShield™ Doors**—the world's most advanced therapy room entry system
- **Therapy Room Interiors**—comprehensive pre-engineered modular packages
- **Therapy Room Foundations**—site-specific structural foundations designed to accommodate all major therapy equipment

The future of therapy room engineering and construction is here. For more information on Veritas Medical Solutions, call **888-242-6760** or visit **Veritas-MedicalSolutions.com** today.

veritas
Medical Solutions

The Science of Radiation Shielding

